


SUMMER 2022



PEE WEE® AND FRIENDS


FRIDGE Art



BROOKE, AGE 9
HOMETOWN CU



KENDALL, AGE 4
CONSUMER'S FCU



MELODY, AGE 13
ONTARIO SHORES FCU

Hey Kids,

By the time you get this, we will be right in the middle of summer! I have been having so much fun with family and friends - camping, biking around the neighborhood and going to the pool. I have also been saving some money by doing extra jobs and selling some of my unneeded things at our garage sale. In the last newsletter, I asked you to tell me why it is important to save money and you had some great answers! One answer that was consistent was to save so you have money for things that you need. I'll tell you more about needs and wants on the back!

Your Friend,
Pee Wee

Did You Know?

You can hold a Ferris wheel in the palm of your hand. How? It's easier than you might think. So is turning cartwheels with your fingers. Both "Ferris wheel" and "cartwheel" are nicknames for silver dollars!

usmint.gov


Coloring Contest!

Want to win a cool prize? Tell me, what is something you can't afford right now but want in the future? Include a picture and send your answer to me by August 15th. You will be entered to win a prize. And who knows...maybe I will even put your picture on my fridge! Mail your picture to me at: Pee Wee Penguin, c/o MASC, 2005 N. Kavaney Dr., Ste. 201, Bismarck, ND 58501. Be sure to include your name, age, and credit union!



NEEDS AND WANTS

On the front I told you about all the fun things I've been doing this summer - camping, biking around the neighborhood and going to the pool. Those are examples of "wants." Wants are nice to have and do, but they are things and experiences that you can live without. Needs are things you must have to survive - like food, water, clothing and a place to live. Circle all the things that are needs. Put a star by the things that are wants.



SUMMER CONNECT THE DOTS

Draw a line from dot number 1 to dot number 2, then from dot number 2 to dot number 3, 3 to 4, and so on. Continue to join the dots until you have connected all the numbered dots. Then color the picture!

